

.insulation

THE FLEXIBLE VACUUM INSULATION PANEL.

siro.tank.TI.VIP



NEVEON

The Future of Foam

WE DEVELOP SOLUTIONS FOR TOP QUALITY AND INNOVATIVE INSULATION

Our **siro** portfolio includes a variety of insulation systems for hot water tanks, boilers and heat pumps, as well as jackets, accessories and vacuum insulation panels for water tanks.

INSULATION **siro.tank.TI.VIP**

With **siro.tank.TI.VIP** we can present an innovative technology to drastically increase the energy efficiency of heating systems, especially hot water storage tanks, with little effort. It is a flexible vacuum insulation panel with exceptionally low thermal conductivity.

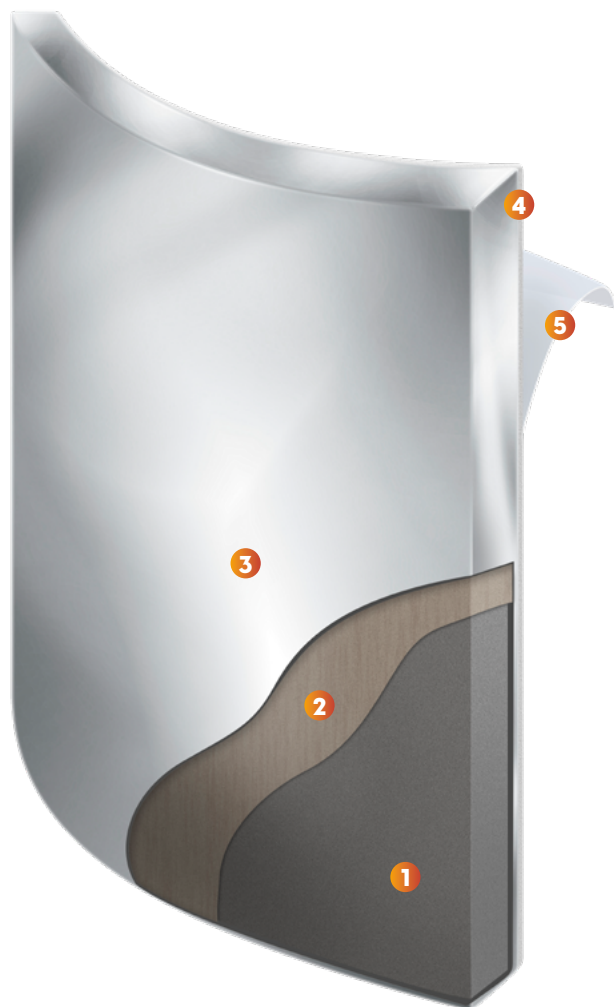
This means that small and medium-sized hot water storage tanks, which are foamed directly with PU foam, can be easily upgraded and heat losses can be reduced by up to 50 % without significantly changing existing processes.

The superinsulating panel consists of a pyrogenic silica core and is encased in a gas and water vapor-tight composite foil. A self-adhesive mounting film allows easy attachment to the tank.



DESCRIPTION

- 1 Silica core
- 2 Non-woven coating
- 3 Gas- and water vapor-tight composite foil
- 4 PE foam as protection of the panel
- 5 Self-adhesive film for installation



UNIQUE BENEFITS

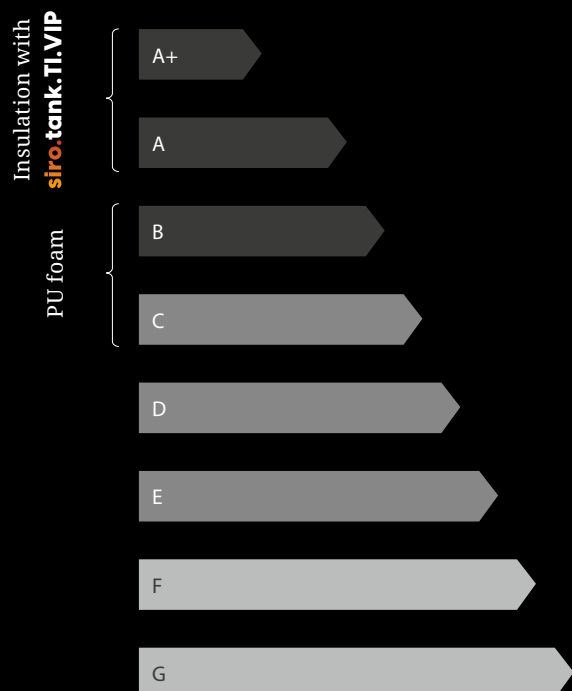
- **Highest energy efficiency**
Exceptionally low thermal conductivity with 0.004 W / mK.
- **Simple application**
No adjustment of your production processes needed.
- **Top quality**
Long life and high efficiency.
- **We love our planet and set an example**
Environmentally friendly and without harmful substances.
- **Easy handling and fast installation**
Due to self-adhesive film.

ENERGY CLASSES

siro.tank.TI.VIP in combination with a conventional PU foam coating makes up to two energy efficiency classes. This means that when foam reaches class C, class A can be achieved with **siro.tank.TI.VIP**.

Energy efficiency classes comparison

siro.tank.TI.VIP significantly increases the energy efficiency of your products.



SUSTAINABLE ARGUMENTS

At NEVEON, sustainability, environmental friendliness and the highest quality go hand in hand.

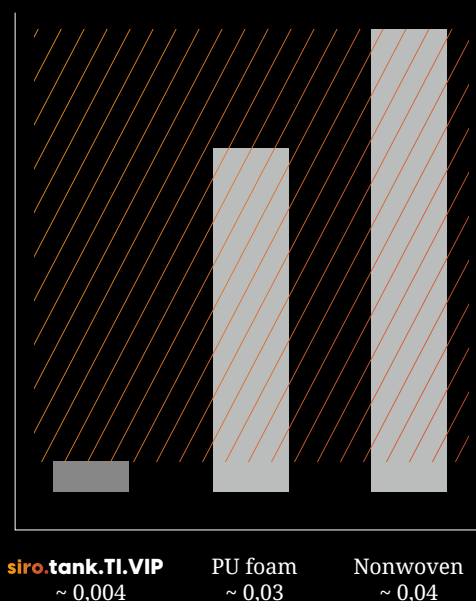
Due to the low thermal conductivity, the use of **siro.tank.TI.VIP** saves energy and thus resources. And this in a previously unrealizable dimension. The used materials of the panel are completely harmless: silicic acid is simply explained very fine sand, fleece and foil can be completely recycled. Silica has high thermal stability, is non-flammable and chemically resistant. Microporous silica is free of organic binders, dust-free and physiologically harmless. The longevity of **siro.tank.TI.VIP** and the low volume (transport, storage) are the „sustainability addition“ of this forward-looking technology.

- FCKW, HFCKW and HFKW free
- other halogen gases free
- HBCD free
- unwanted fire inhibitors free
- Isocyanat free
- environment protection REACH conformal
- water stress harmless
- pH no influence
- health influence none
- recyclability

THERMAL INSULATION PROPERTIES

Vacuum insulation panels are characterized by their exceptionally low thermal conductivity of <0.004 W/mK, which is 10 (!) times lower than conventional insulation materials. This low thermal conductivity can also be guaranteed over a lifetime of more than 15 years.

Comparison of insulating properties (W/mK)
The thermal conductivity of **siro.tank.TI.VIP** is 10 times!



Space technology by **siro.tank.TI.VIP**

In contrast to conventional insulation or thermal insulation systems, we do not set to large wall thickness, but on reduced thermal conductivity.


This is achieved by the vacuum technology, in which an extremely low gas pressure is generated and thus almost no heat transport takes place. For this function to last, the core material consists of silicic acid, which absorbs virtually no gas.

Opacifying to minimize infrared radiation and cellulose fibers to improve mechanical stability complete the core. This is wrapped in a special process with a gas and water vapor-tight plastic composite film, evacuated and sealed.

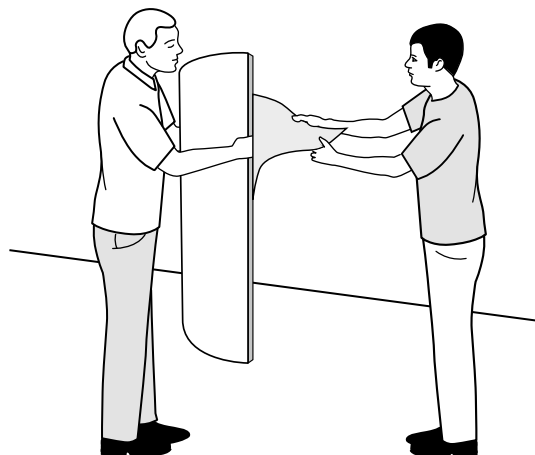
4 EASY STEPS

Following four easy steps, one or two technicians can install the panels on a tank in just a few minutes and prepare them for foaming:

1 Prepare panels



2 Remove protection of the adhesive film



EASY TO PROCESS

When using the panels are a few basic rules too note – then the use is not a problem!

BASICS

Keep the surface clean.



Do not enter with footwear.

Do not drill, screw or nail.

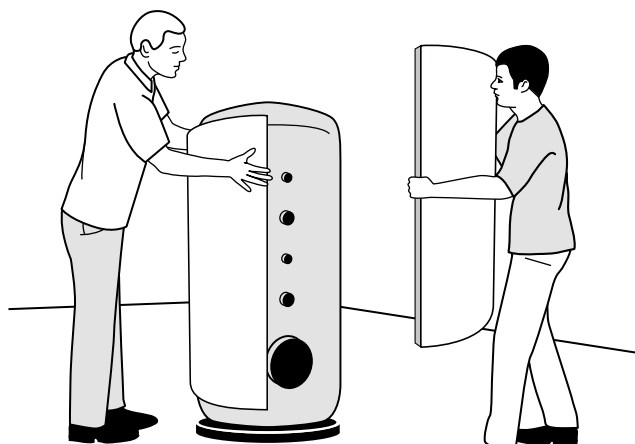
Do not saw or cut.

Protect from moisture and sunlight.

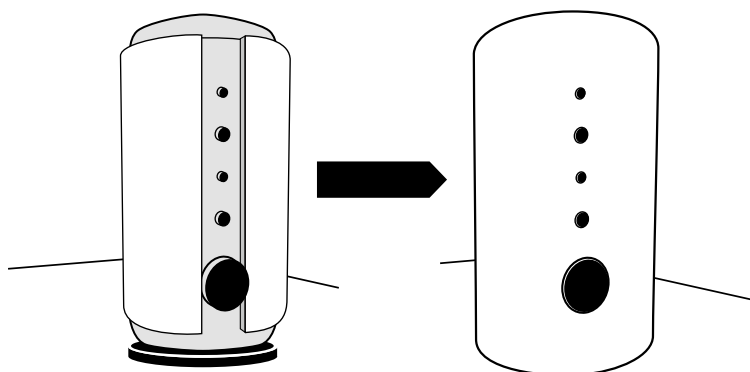
No direct flaming.



3 Press on panels



4 Foam tank and panels





We are NEVEON and foam is our world.

As a strong partner of both trade and industry we offer foam solutions for a huge range of applications, from the comfort segment through the transportation sector to a limitless variety of specialty applications. However, irrespective of how dissimilar our products and their areas of employment are, they constantly have one common goal. They offer added value and make life more comfortable, safer and sustainable.

Or, in other words, simply better!



CONTACT

We would be pleased to send you additional product information.

Contact us!

We look forward to hearing from you!

M: office@neveon.com

T: +43 50541 19 001